

EHB 2020

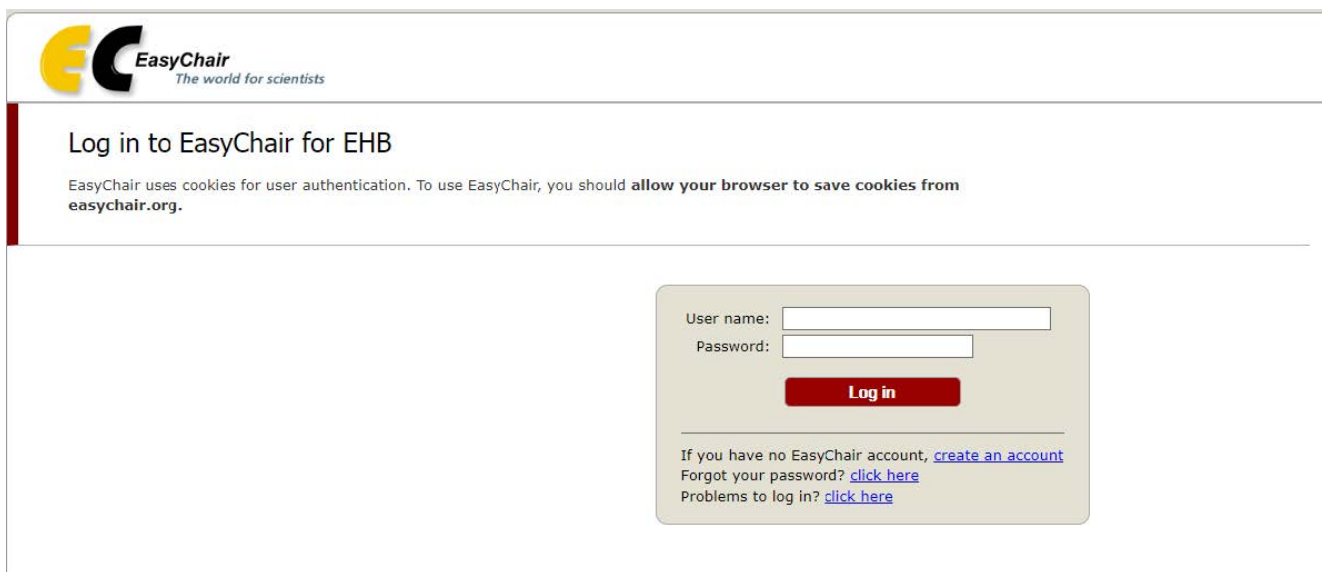
EasyChair Tutorial

In order to submit papers for the **E-health and Bioengineering Conference** you have **to create an EasyChair account** following these steps.

The link you need to go to is: <https://easychair.org/conferences/?conf=ehbweb2020>

Step 1

If you have an EasyChair account, simply input your account information in the “User name” and “Password” fields, if not, click on the “create account” link.



EC EasyChair
The world for scientists

Log in to EasyChair for EHB

EasyChair uses cookies for user authentication. To use EasyChair, you should **allow your browser to save cookies from easychair.org**.

User name:

Password:

Log in

If you have no EasyChair account, [create an account](#)
Forgot your password? [click here](#)
Problems to log in? [click here](#)


Step 2

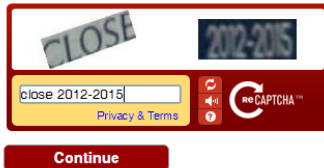
You will have to complete a CAPTCHA anti-spam security check in order to proceed to the next step. Simply type the numbers or letters in the image in the field below and click continue. Use the refresh icon if the text in the image cannot be read.

Create an EasyChair Account: Step 1

To use EasyChair, one should first create an account. The procedure for creating an account is the following.

1. You should type the text that you see in the image below and click on "Continue".
2. If you type the text correctly, you will be asked to fill out a simple form with your personal information.
3. After you filled out the form, EasyChair will send you an email with a link that you can use to complete the account creation.

Enter the text you see in the box. Doing so helps us to prevent automated programs from abusing this service. If you cannot read the text, click the reload image  next to the text.



close 2012-2015

Privacy & Terms

Reload

reCAPTCHA™

Continue

Step 3

Next you have to type in your name and e-mail address. An automatic message will be sent to that address. Log into your e-mail and click the link in the message from EasyChair in order to activate your account.

Create an EasyChair Account: Step 2

Please fill out the following form. The required fields are marked by (*)

Note that **the most common reason for failing to create an account is an incorrect email address** so please type your email address correctly.

First name [†] (*)	<input type="text" value="Alexandru"/>
Last name (*)	<input type="text" value="Pasarica"/>
Email address (*)	<input type="text" value="alexpasarica@gmail.com"/>
Retype email address (*)	<input type="text" value="alexpasarica@gmail.com"/>

Continue

[†] Note: leave first name blank if you do not have one. If you are not sure how to divide your name into the first and last name, [read the Help article about names](#). You may also be interested about [our policy for using personal information](#).

Account Application Received

We received your application. A mail with further instructions has been sent to the email address alexpasarica@gmail.com.

If You Do not Receive the Instructions

If you do not receive our mail with instruction on how to create an account, please read the following information. Our mail server normally sends all mail within a few seconds. The following is an incomplete list of possible reasons for the problem.

Incorrectly typed email address

This is still the most likely cause of delays.

Slow mail processing

Some mail servers process mail for a long time. For example, you mail server may spend a lot of time checking incoming mail for spam.

"Reply-me" mail protection

Some mailers, when receiving a mail from an unknown sender, ask the sender to send a mail with specific content to ensure that it has been sent by a human. Account-related emails in EasyChair are sent by a computer program, so if your email address uses such a protection, you will never get our mail. If you have such a protection and it is configurable, configure it to accept mail from the domain easychair.org.

Mail box problems and quotas

Some mail sent by EasyChair bounces back because the mail box of the receiver is over quota.

Anti-spam filters

It is possible that your spam filters will classify our mail as spam. Please check your spam mail boxes.

General connection problems

There might be general connection problems, for example your mail server may be unreachable for a long time.

Unfortunately, we have no resources to cope with all possible kinds of mail server (mis)behavior. If you believe you have a problem related to your mail server and want to solve it quickly, try to get and use an email address from one of major mail hosts, such as a Google Mail, Yahoo Mail, or Hotmail. You will be able to change your email address in EasyChair or have multiple email addresses associated with your account later.

You can repeat your application at any time. Another email will be sent to you.



EasyChair <noreply@easychair.org>
to me

11:45 AM (0 minutes ago) ☆



Dear Alexandru Pasarica,

We received a request to create an EasyChair account for you. To create an EasyChair account, please click this link:

<https://easychair.org/account/create.cgi?code=Eva1NvPW5oGQDgsgy5fl>

Best regards,
EasyChair.

Please do not reply to this email. This email address is used only for sending email so you will not receive a response.

Click here to [Reply](#) or [Forward](#)

1.81 GB (12%) of 15 GB used
[Manage](#)

[Terms](#) - [Privacy](#)

Last account activity: 0 minutes ago
[Details](#)

Step 4

After clicking the link in your message you will be sent to this page:

Create an EasyChair Account: Last Step

Hello Alexandru Pasarica! To complete the creation of your account please fill out the following form. You should create the account within 30 minutes, otherwise you will have to fill out this form from scratch.

To use EasyChair, you must agree to its Terms of Service ([view terms](#)), ([download terms](#)).

I agree to EasyChair Terms of Service

Enter your personal data.

First name[†]:

Last name (*):

Organization (*):

Your personal Web page:

Enter your address.

Phone:

Address, line 1 (*):

Address, line 2:

City (*):

Post code (*):

State (US only) (*):

Country (*):

Enter your account information. Note that user names are case-insensitive

User name alexpasarica is available!

User name (*):

Password (*):

Retype the password (*):

[Create my account](#)

Type your information, as presented above.

Step 5

Your account is ready to use. Click on the link to log in with the previously selected user name and password.

Account Created

Your EasyChair account has been created.

To log in for EHB, [click here](#).

Log in to EasyChair for EHB

EasyChair uses cookies for user authentication. To use EasyChair, you should **allow your browser to save cookies from easychair.org**.

User name:

Password:

Log in

If you have no EasyChair account, [create an account](#)
Forgot your password? [click here](#)
Problems to log in? [click here](#)

This is the account interface once you have logged on. Now you can begin to submit your paper.

EHB (IEEE International Conference on e-Health and Bioengineering)

You are logged in to EHB (IEEE International Conference on e-Health and Bioengineering).

You can log in to EHB using any of the following roles:

- [PC member](#)

This conference accepts new submissions. You can log in as an author to make a submission:

- [enter as an author](#)

This conference has a call for papers on the EasyChair Smart CFP:

- [view call for papers](#)

EHB IEEE International Conference on e-Health and Bioengineering

Conference website	http://www.ehbconference.ro
Submission link	https://easychair.org/conferences/?conf=ehb
Submission deadline	

Topics: [biomedical engineering](#) [telemedicine](#) [e health and medical bioengineering](#) [biotechnology/biomechanics/biomaterials/bioinformatics](#)