

# EHB 2021

## EasyChair Tutorial

In order to submit papers for the **IEEE E-health and Bioengineering Conference – EHB 2021** you have to create an EasyChair account following these steps. The link you need to go to is:

<https://easychair.org/conferences/?conf=ehbweb2021>

### Step 1

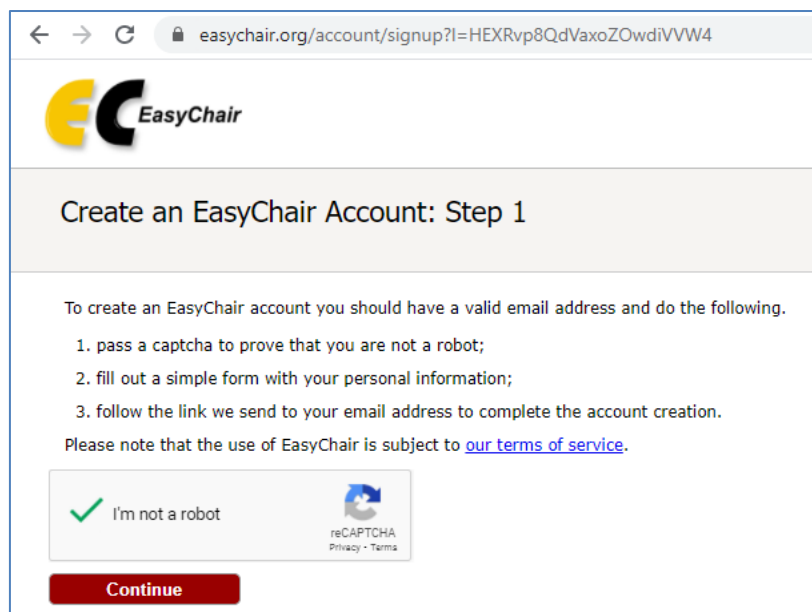
If you have an EasyChair account, simply input your account information in the “User name” and “Password” fields, if not, click on the “create account” link.



The screenshot shows a web browser window with the URL `easychair.org/account/signin?l=HEXRvp8QdVaxoZOwdiVVW4#`. The page features the EasyChair logo and the heading "Log in to EasyChair for EHB@Web 2021". Below this, there is a login form with two input fields: "User name:" and "Password:". A red "Log in" button is positioned below the fields. Underneath the button, there are three links: "Forgot your password?", "Problems to log in?", and "Create an account". At the bottom of the page, a message states: "Submission of new papers for EHB@Web 2021 is open."

### Step 2

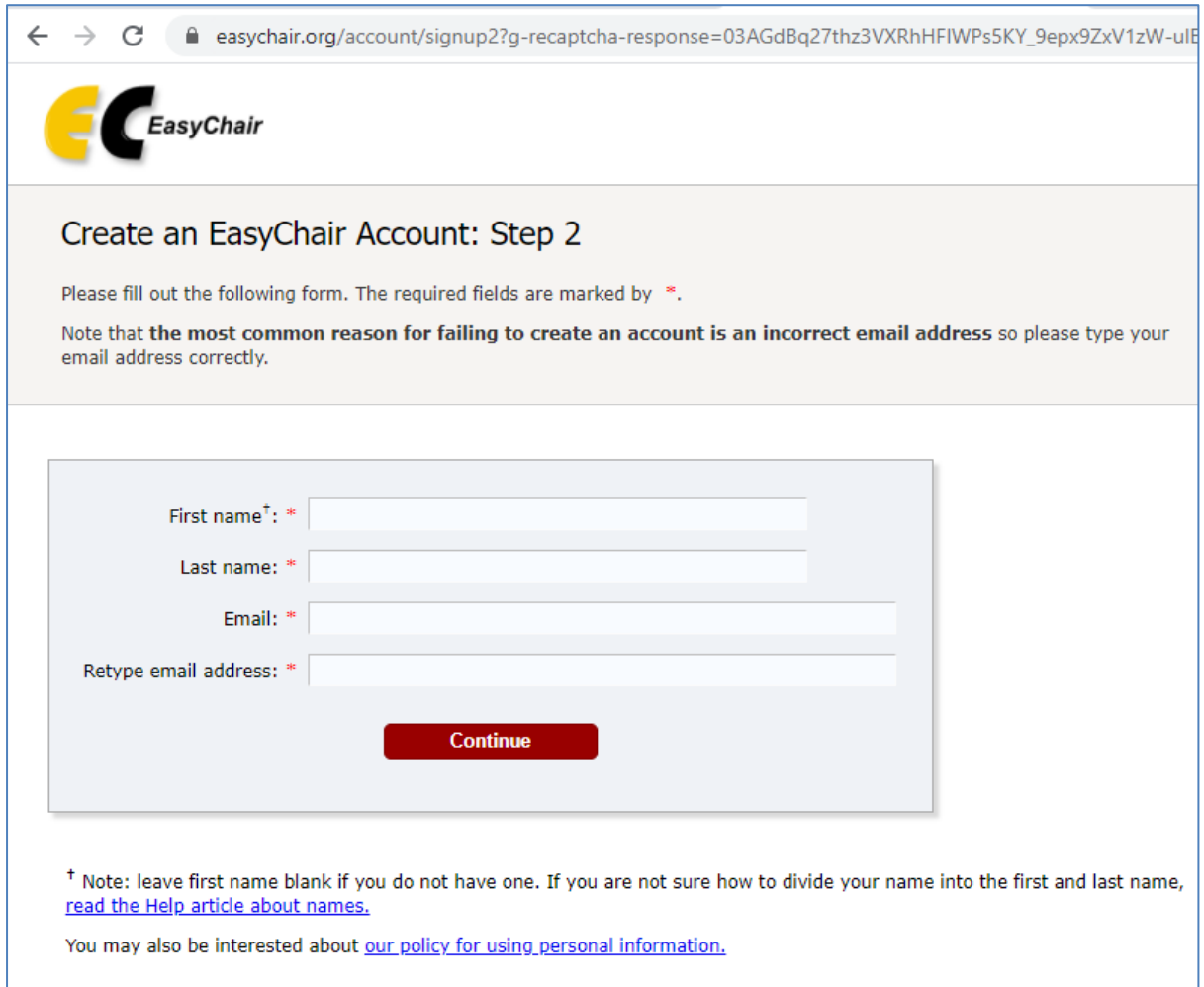
You will have to complete a CAPTCHA anti-spam security check in order to proceed to the next step. Simply type the numbers or letters in the image in the field below and click continue. Use the refresh icon if the text in the image cannot be read.




The screenshot shows a web browser window with the URL `easychair.org/account/signup?l=HEXRvp8QdVaxoZOwdiVVW4`. The page features the EasyChair logo and the heading "Create an EasyChair Account: Step 1". Below this, there is a text block: "To create an EasyChair account you should have a valid email address and do the following." followed by a list of three steps: "1. pass a captcha to prove that you are not a robot;", "2. fill out a simple form with your personal information;", and "3. follow the link we send to your email address to complete the account creation." Below the list, there is a note: "Please note that the use of EasyChair is subject to [our terms of service](#)." At the bottom, there is a reCAPTCHA widget with a green checkmark and the text "I'm not a robot". To the right of the widget is a refresh icon and the text "reCAPTCHA Privacy - Terms". A red "Continue" button is located at the bottom of the page.

### Step 3

Next you have to type in your name and e-mail address. An automatic message will be sent to that address. Log into your e-mail and click the link in the message from EasyChair in order to activate your account.



← → ↻ [easychair.org/account/signup2?g-recaptcha-response=03AGdBq27thz3VXRhHFIWPs5KY\\_9epx9ZxV1zW-ulE](https://easychair.org/account/signup2?g-recaptcha-response=03AGdBq27thz3VXRhHFIWPs5KY_9epx9ZxV1zW-ulE)



## Create an EasyChair Account: Step 2

Please fill out the following form. The required fields are marked by \*.

Note that **the most common reason for failing to create an account is an incorrect email address** so please type your email address correctly.

First name<sup>†</sup>: \*

Last name: \*


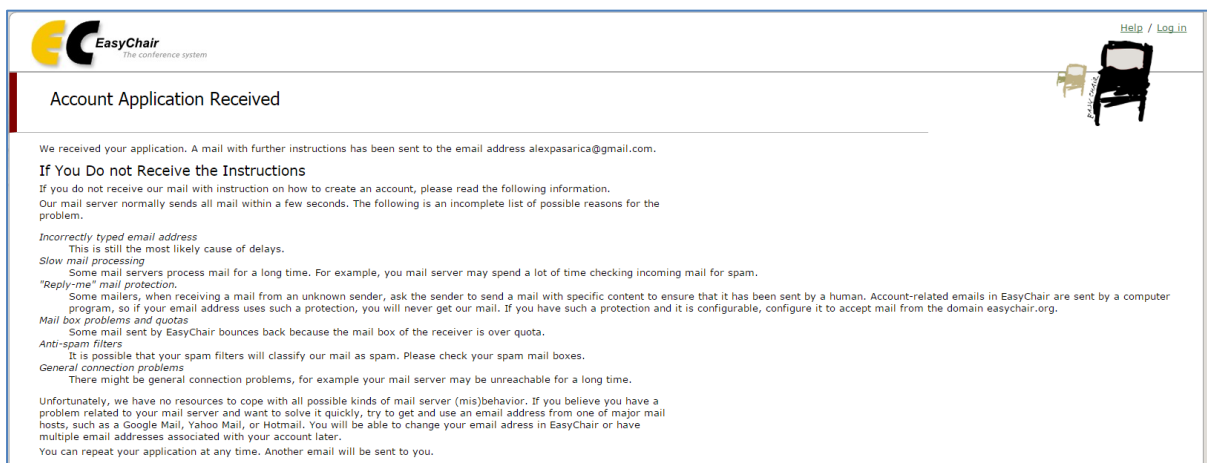
Email: \*

Retype email address: \*

[Continue](#)


<sup>†</sup> Note: leave first name blank if you do not have one. If you are not sure how to divide your name into the first and last name, [read the Help article about names.](#)

You may also be interested about [our policy for using personal information.](#)

[Help](#) / [Log in](#)

---

### Account Application Received



We received your application. A mail with further instructions has been sent to the email address alexpasarica@gmail.com.

#### If You Do not Receive the Instructions

If you do not receive our mail with instruction on how to create an account, please read the following information. Our mail server normally sends all mail within a few seconds. The following is an incomplete list of possible reasons for the problem.

**Incorrectly typed email address**  
This is still the most likely cause of delays.

**Slow mail processing**  
Some mail servers process mail for a long time. For example, your mail server may spend a lot of time checking incoming mail for spam.

**"Reply-me" mail protection.**  
Some mailers, when receiving a mail from an unknown sender, ask the sender to send a mail with specific content to ensure that it has been sent by a human. Account-related emails in EasyChair are sent by a computer program, so if your email address uses such a protection, you will never get our mail. If you have such a protection and it is configurable, configure it to accept mail from the domain easychair.org.

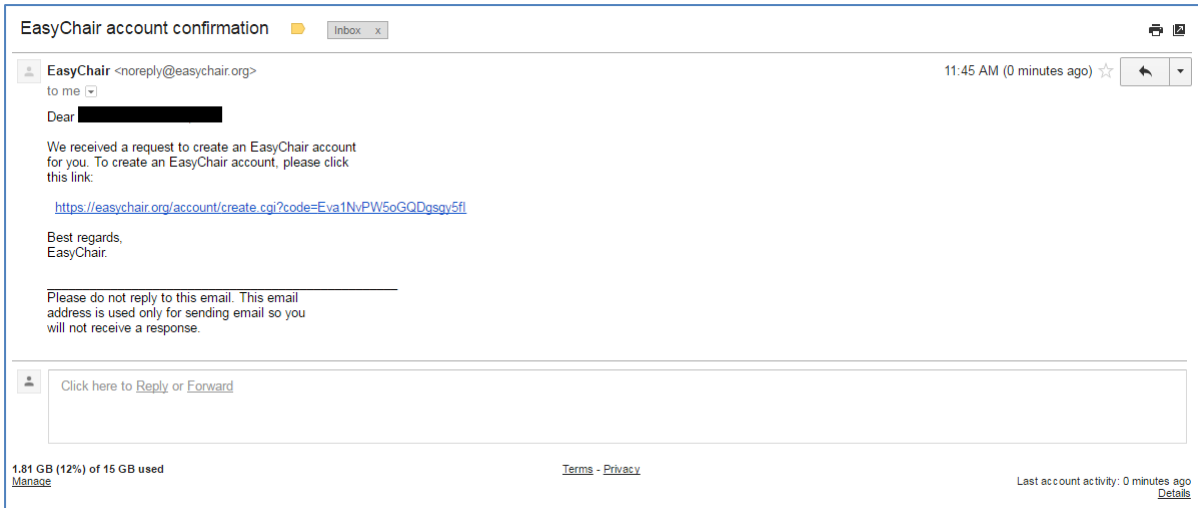
**Mail box problems and quotas**  
Some mail sent by EasyChair bounces back because the mail box of the receiver is over quota.

**Anti-spam filters**  
It is possible that your spam filters will classify our mail as spam. Please check your spam mail boxes.

**General connection problems**  
There might be general connection problems, for example your mail server may be unreachable for a long time.

Unfortunately, we have no resources to cope with all possible kinds of mail server (mis)behavior. If you believe you have a problem related to your mail server and want to solve it quickly, try to get and use an email address from one of major mail hosts, such as a Google Mail, Yahoo Mail, or Hotmail. You will be able to change your email address in EasyChair or have multiple email addresses associated with your account later.

You can repeat your application at any time. Another email will be sent to you.



## Step 4

After clicking the link in your message you will be sent to this page:

### Create an EasyChair Account: Last Step

Hello Alexandru Pasarica! To complete the creation of your account please fill out the following form. You should create the account within 30 minutes, otherwise you will have to fill out this form from scratch.

To use EasyChair, you must agree to its [Terms of Service](#) ([view terms](#)), ([download terms](#)).

I agree to EasyChair Terms of Service

---

Enter your personal data.

First name<sup>†</sup>:

Last name (\*):

Organization (\*):

Your personal Web page:

---

Enter your address.

Phone:

Address, line 1 (\*):

Address, line 2:

City (\*):

Post code (\*):

State (US only) (\*):

Country (\*):

---

Enter your account information. Note that user names are case-insensitive

**User name alexpasarica is available!**

User name (\*):

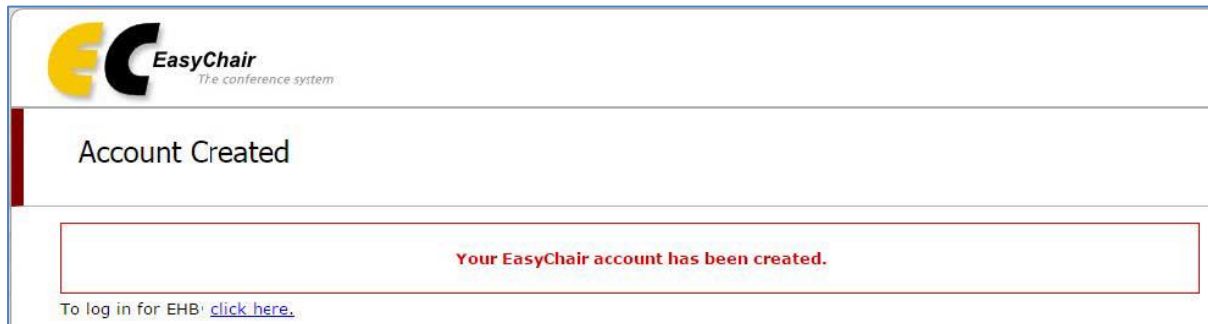
Password (\*):

Retype the password (\*):

Type your information(name,organization,address)

## Step 5

Your account is ready to use. Click on the link to log in with the previously selected user name and password.



## Step 6

Submit a paper at <https://easychair.org/conferences/?conf=ehbweb2021> , beginning with **1st June 2021 and until 10 September 2021** **WITHOUT AUTHOR'S NAME AND AFFILIATION**, for the double blind reviewing purpose.



This is the account interface once you have logged on. Now you can begin to submit your paper.



## New Submission for EHB@Web 2021

Follow the instructions, step by step, and then use the "Submit" button at the bottom of the form. The required fields are marked by \*.

### Author Information

For each author please fill out the form below. Some items on the form are explained here:

- **Email address** will only be used for communication with the authors. It will not appear in public Web pages of this conference. The email address can be omitted for not corresponding authors. These authors will also have no access to the submission page.
- **Web page** can be used on the conference Web pages, for example, for making the program. It should be a Web page of the author, not the Web page of her or his organization.
- Each author marked as a **corresponding author** will receive email messages from the system about this submission. There must be at least one corresponding author.
- One of the authors should be marked as a **presenter**. If you are not sure, choose your best guess.

**Author 1** ([click here to add yourself](#)) ([click here to add an associate](#))

First name<sup>†</sup>: \*

Last name: \*

Email: \*

Country/region: \*

Organization: \*

Web page:

corresponding author  
 presenter

**Author 2** ([click here to add yourself](#)) ([click here to add an associate](#))

First name<sup>†</sup>: \*

Last name: \*

Email: \*

Country/region: \*

Organization: \*

Web page:

corresponding author  
 presenter

[Click here to add more authors](#)

† Note: leave first name blank if there is no first name. If you are not sure how to divide a name into the first and last name, [read the Help article about names.](#)

### Title and Abstract

The title and the abstract should be entered as plain text, they should not contain HTML elements.

Title: \*

---

*The abstract should not exceed 250 words*

Abstract: \*

### Keywords

Type a list of keywords (also known as key phrases or key terms), **one per line** to characterize your submission. You should specify at least three keywords.

Keywords: \*

## Select one or more topics.

### Topics

Please select topics relevant to your submission from the following list. Topics are typically used for assigning submissions to reviewers and for conference analytics.

- |   |  |
|---|--|
| <input type="checkbox"/> Bioinformatics   | <input type="checkbox"/> Biomaterials  |
| <input type="checkbox"/> Biomechanics   | <input type="checkbox"/> Bioengineering in dental and oral health                                    |
| <input type="checkbox"/> Biomedical sciences communication and career development | <input type="checkbox"/> Biosignal processing  |
| <input type="checkbox"/> Biotechnologies  | <input type="checkbox"/> Chemistry applied in medicine   |
| <input type="checkbox"/> Computational Biology                                    | <input type="checkbox"/> Decision support systems and artificial intelligence in medicine            |
| <input type="checkbox"/> Electromagnetic compatibility                            | <input type="checkbox"/> Environmental Protection and Management. Impacts on Health and Safety       |
| <input type="checkbox"/> Ethical and legal aspects of e-health and telemedicine   | <input type="checkbox"/> Health technology assessment  |
| <input type="checkbox"/> Hospital information systems and healthcare networks     | <input type="checkbox"/> Innovation, development and interdisciplinary research                      |
| <input type="checkbox"/> Instrumental Analysis and Laboratory Technologies        | <input type="checkbox"/> Internet in healthcare and medical web portals                              |
| <input type="checkbox"/> Management and marketing in healthcare                   | <input type="checkbox"/> Measurement and instrumentation in bioengineering                           |
| <input type="checkbox"/> Medical devices and equipment                            | <input type="checkbox"/> Medical imaging, image and biosignal processing and analysis                |
| <input type="checkbox"/> Medical physics and biophysics                           | <input type="checkbox"/> Medical records, clinical, epidemiological and multimedia data bases        |
| <input type="checkbox"/> Micro and nanotechnology for medicine                    | <input type="checkbox"/> Modeling and simulation methodologies                                       |
| <input type="checkbox"/> Molecular bioengineering                                 | <input type="checkbox"/> Multimedia applications for medical and healthcare education and e-learning |
| <input type="checkbox"/> Neurosciences  | <input type="checkbox"/> Rehabilitative and assistive technologies                                   |
| <input type="checkbox"/> Systems Biology  | <input type="checkbox"/> Telemedicine, e-health and telecommunications                               |
| <input type="checkbox"/> Virtual Physiological Human                              | <input type="checkbox"/> Wearable systems and sensors, m-health and p-health systems                 |

Choose your paper in pdf file **WITHOUT AUTHOR'S NAME AND AFFILIATION** and click **Submit**.

### Files

The following part of the submission form was added by EHB@Web 2021. It has neither been checked nor endorsed by EasyChair

**Paper.** \* Upload your paper. The paper must be in PDF format (file extension .pdf)

No file chosen

### Ready?

If you filled out the form, press the 'Submit' button below. **Do not press the button twice: uploading may take time!**

The final .pdf file (after acceptance and checked with pdf Xpress at <http://ieee-pdf-express.org> with conference ID 52898X) will be UPLOAD OVER THE PREVIOUS VERSION OF YOUR PDF FILE. **DO NOT MAKE A NEW SUBMISSION !**